


Combi



CRY SENSOR AND SOOTHER

4-in-1 Baby Plush



EN

INSTRUCTION MANUAL

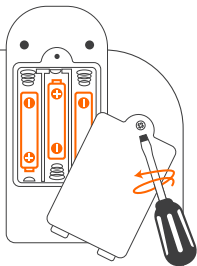
IMPORTANT! Instruction manual must be retained since it contains important information.

BATTERY OPERATION	1
BATTERY CARE WARNING	1
MODULE	2
PLUSH CARE	2

CAUTION / WARNING.....	3
MAIN SETTINGS.....	4
PLAY MODES.....	4
PRODUCT INFORMATION.....	5

BATTERY OPERATION

- 1/ Take the module out from the plush.
- 2/ Make sure the unit is turned OFF.
- 3/ Locate battery cover and loosen the screw of the battery cover using a screwdriver.
- 4/ Insert 3 new AAA batteries into main compartment (please insert batteries with the correct polarity (+ and -)).
- 5/ Replace the cover and tighten the screw to secure.
- 6/ Switch on the electronic module accordingly.
- 7/ Repeat step 1- 6 for battery replacement.



WARNING

BATTERY CARE:

- If the battery is used inappropriately, there is the possibility of leakage, overheating, rupture that will cause injury, accident. If this happens, please be sure to follow our guidelines.
- Please read all hazards and warnings information of the battery pack before loading them for use.
- Batteries are to be inserted with the correct polarity (+ and -).
- Non-rechargeable batteries are not to be recharged.
- The supply terminals are not to be short-circuited.
- Please do not decompose, pressurized the battery, or put into an open fire.
- Different types of batteries or new and used batteries are not to be mixed.
- When replacing the batteries, all batteries should be replaced at once.
- Please use alkaline batteries. Do not use manganese dry batteries, secondary batteries (rechargeable batteries), nickel dry batteries (catalytic dry batteries, etc.).
- Do not use batteries if the external layer is peeled, punctured or damaged.
- Do not use batteries that have expired.
- Remove the batteries when you are not using it for a long time.
- Exhausted batteries are to be removed from the toy.
- Please replace the battery when the switch is OFF.
- The used batteries should be treated according to local collection and recycling method.
- If any leakages on clothing, wash with water.
- If any leakages from the batteries come into contact with the eyes and skin, wash it off immediately with a large amount of water. Go to the hospital immediately for consultation and treatment.
- The batteries should not be stored near a fire, a hot place or a wet area.
- The batteries should be kept out of the reach of children, in case it is swallowed by mistake, if so please treat it immediately.
- When replacing batteries, make sure the batteries are not in reach of children.

CRY SENSOR AND SOOTHER

To provide instant emotional support during times of distress. The soft light and womb sounds help create a tranquil atmosphere to ensure that baby feel secure. With sweet, gentle lullaby tunes; this plush will make an exceptional soothing companion.



Please lower the volume of music and keep the toy away from sleeping baby.

MAIN SETTINGS



MODE SWITCH

Slide the Mode button to choose
WOMB SOUNDS / LULLABIES.



CRY SENSOR

Slide the Cry Sensor button to choose
AUTO MODE / MANUAL MODE.



WOMB
SOUNDS



LULLABIE x 5

OFF
POWER OFF



AUTO MODE



MANUAL MODE

PLAY MODE



AUTO MODE

WOMB SOUNDS

Duration: 5 minutes

To pause: long press button - 3 seconds

LULLABIES

Duration of each lullaby: 5 minutes

To pause: long press button - 3 seconds

To select next lullaby: press once



MANUAL MODE

WOMB SOUNDS

To start: press once

To pause: long press button - 3 seconds

To restart: press once

LULLABIES

To start: press once

To pause: long press button - 3 seconds

To restart: press once

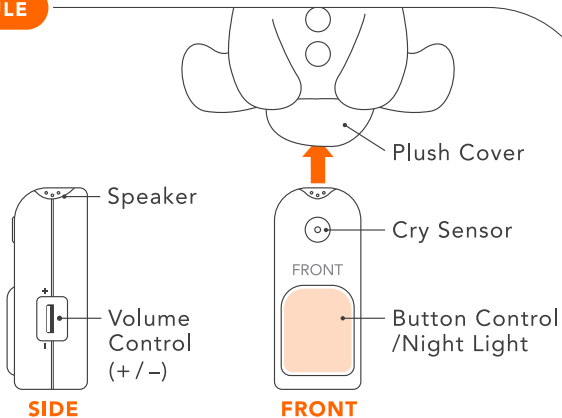
To select next lullaby: press once

FRONT

LULLABIES x 5

1. Brahms' Lullaby
2. Schumann - Kinderszenen Op.15: Scenes from Childhood
3. Schubert's Lullaby
4. Liszt - Liebestraum No.3: Love Dream
5. Aura Lea

MODULE



PLUSH CARE

Fabric: 100% Polyester
Stuffing: 100% Polyester Fiber



Hand wash at 30°C or below.

Hand wash and rinse the product without rubbing, please wash by pressing with care.

Do not soak and wash the product for an extended period.

Rinse thoroughly and squeeze out the excess water gently.

Do not bleach, or use the detergent with bleach or color brightener.

The product may experience a little discoloring. Wash the product separately from other laundry.

Re-shape the product, and lay it flat in the shade.

Cool air dry. Do not dry clean. Do not tumble dry. Do not iron.

**Please remove the electronic module before washing.
Keep away from fire.**



CAUTION

- **Please use under adult supervision**
- Product specification is subject to change without prior notification.
- Please note photos shown on packaging and actual product may vary.
- Please be careful not to store the product in hot, humid and dusty places.
- Please do not place outdoors or drop to shock them, these may cause malfunctions and breakages.
- Sewing part is washable. Please remove the electronic module before washing. The product may experience a little discoloring and deformation after washing.
- Be sure to turn off the power switch after use.

WARNING

- This toy produces flashes that may trigger epilepsy in sensitized individuals.
- For safety reasons, please do not use broken or deformed toys.
- Please never sit or lean on a toy.
- Do not place toy next to hot objects such as heaters and cooking utensils to minimize the risk of deformations, malfunctions, fires and other accidents and injuries.
- Do not attach the speaker directly to your ear because it can cause of hearing loss.
- Please do not give electronic module to young children to avoid the risk of accidents.
- Do not place your hands or fingers in the toy's grooves or gaps to avoid injury.
- Please do not throwing, smash, bang on the toy violently.
- The small parts that are used to fix the toy should be discarded immediately after opening, and to reduce the risk of mis-eating or injury.
- This is an electronic product, please do not use it in places with water.
- The assembly should be performed by an adult where the child is out of reach.
- After assembly is completed, make sure all parts are firmly installed.
- Please note that if the surface of the product has the use of velcro, strong friction may damage your child's skin.
- Please do not decompose or modify the product. The modifications may cause unexpected accidents.